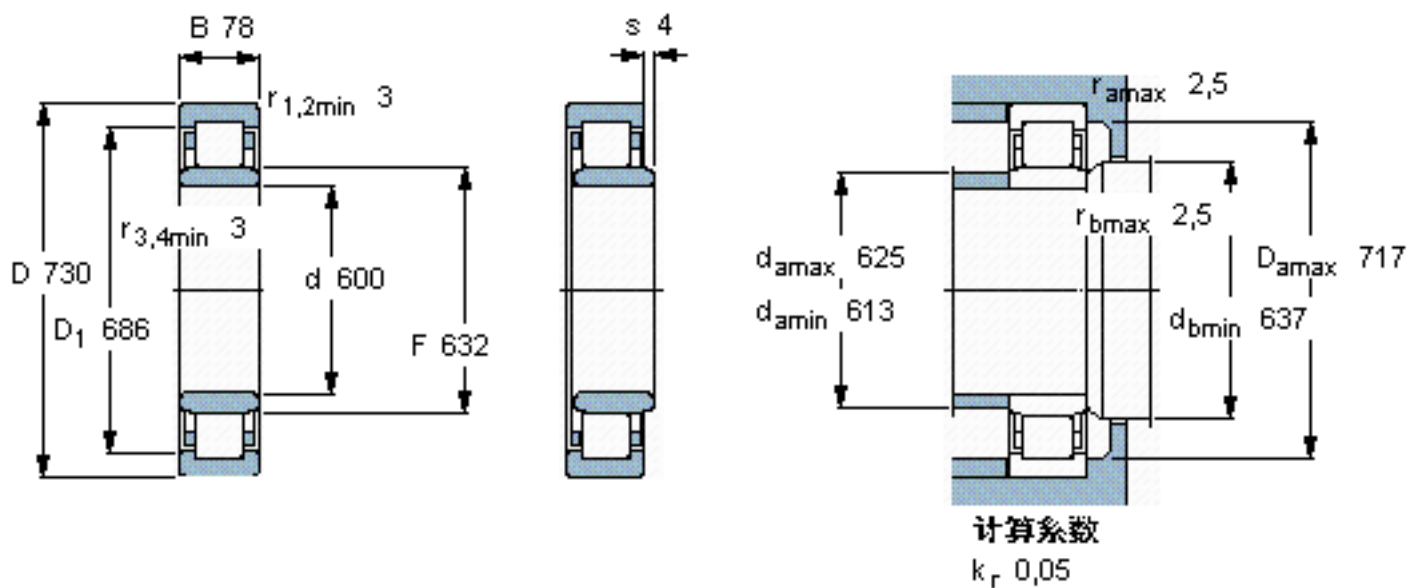


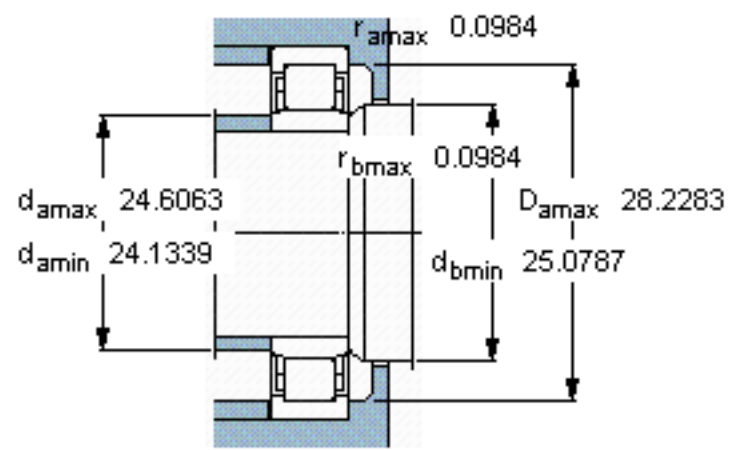
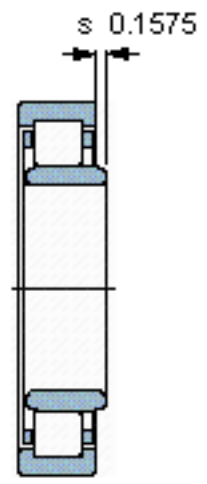
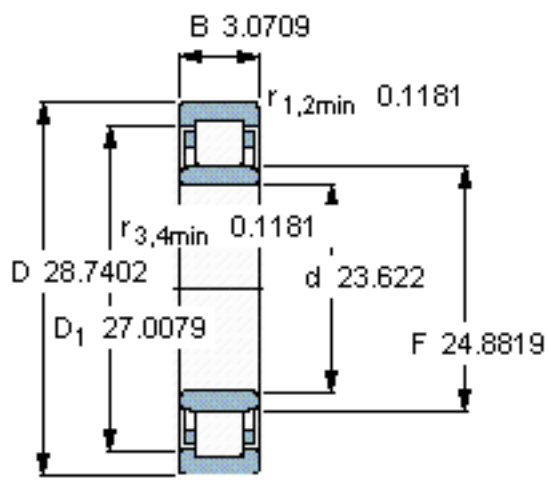
SKF NU 28/600 ECMA参数

主要尺寸	d	600	mm	-
	D	730	mm	-
	B	78	mm	-
基本额定载荷	C	1320000	N	动载荷
	C_0	3450000	N	静载荷
疲劳载荷极限	P_u	260000	N	-
额定转速	参考转速	750	r/min	-
	极限转速	1000	r/min	-
重量	重量	70000	g	-
型号	* SKF 探索者轴承	NU 28/600 ECMA	-	-
角圈	型号	-	-	-

SKF NU 28/600 ECMA图片



参考资料:<http://www.sozhou.com/p/edb950e7.html>



计算系数
 k_r 0,05