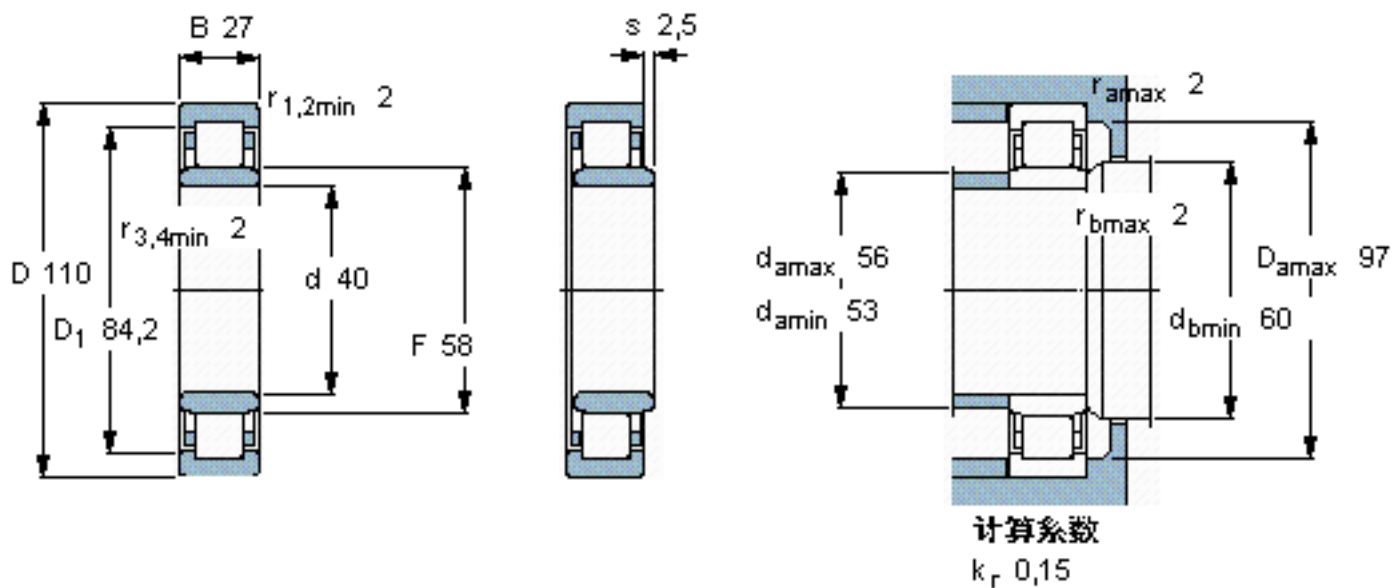


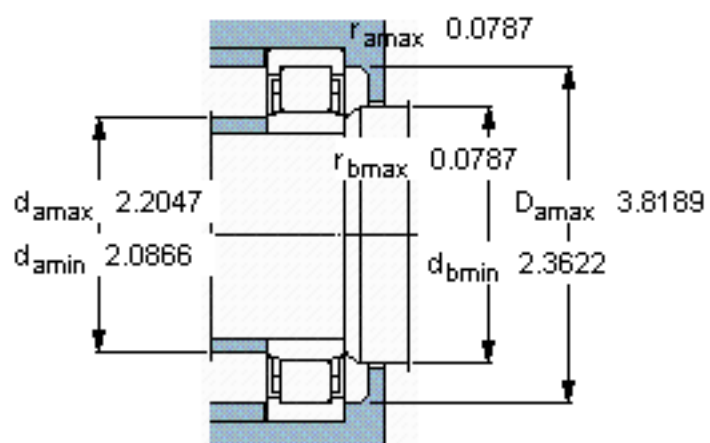
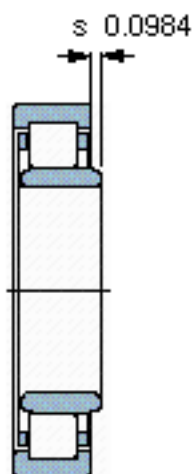
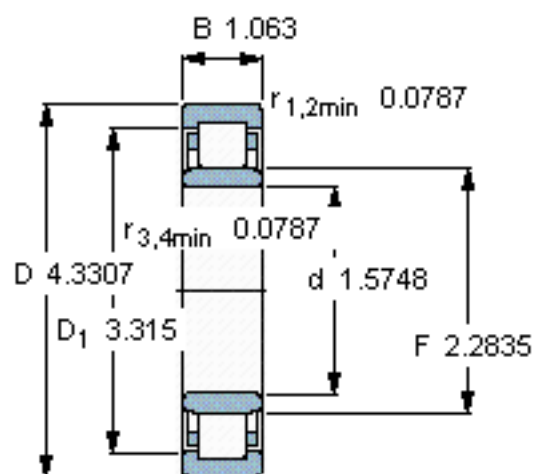
### SKF NU 408参数

|        |             |        |       |     |
|--------|-------------|--------|-------|-----|
| 主要尺寸   | d           | 40     | mm    | -   |
|        | D           | 110    | mm    | -   |
|        | B           | 27     | mm    | -   |
| 基本额定载荷 | C           | 96800  | N     | 动载荷 |
|        | $C_0$       | 90000  | N     | 静载荷 |
| 疲劳载荷极限 | $P_u$       | 11800  | N     | -   |
| 额定转速   | 参考转速        | 7000   | r/min | -   |
|        | 极限转速        | 8500   | r/min | -   |
| 重量     | 重量          | 1300   | g     | -   |
| 型号     | * SKF 探索者轴承 | NU 408 | -     | -   |
| 角圈     | 型号          | -      | -     | -   |

### SKF NU 408图片



参考资料:<http://www.sozhou.com/p/4aa7b763.html>



计算系数  
 $k_r$  0,15