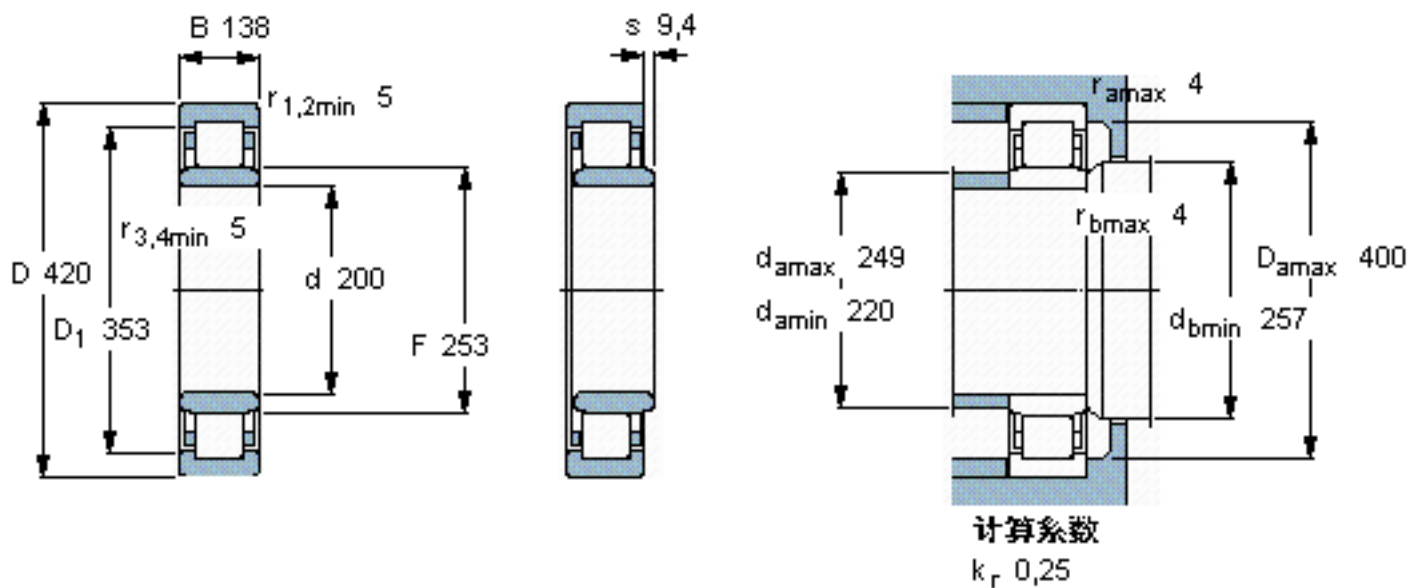


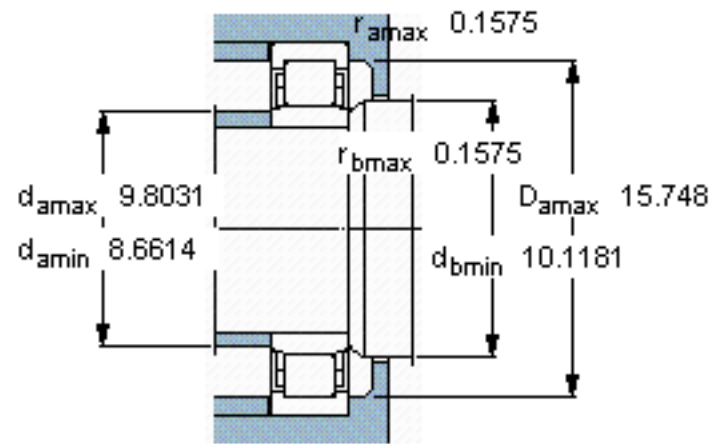
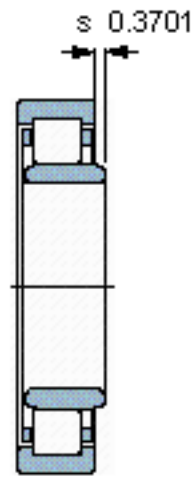
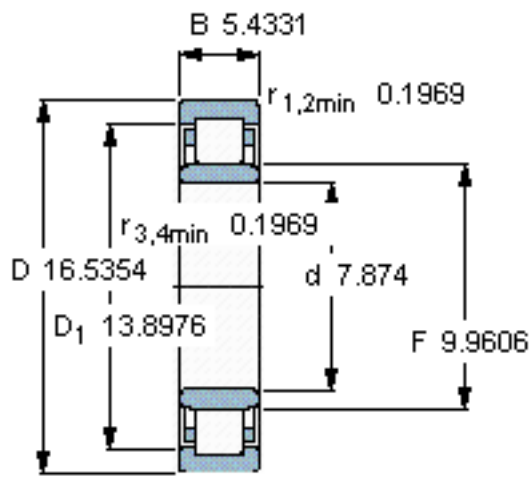
### SKF NU 2340 ECMA参数

主要尺寸	d	200	mm	-
	D	420	mm	-
	B	138	mm	-
基本额定载荷	C	1980000	N	动载荷
	$C_0$	2800000	N	静载荷
疲劳载荷极限	$P_u$	255000	N	-
额定转速	参考转速	1400	r/min	-
	极限转速	2400	r/min	-
重量	重量	96500	g	-
型号	* SKF 探索者轴承	NU 2340 ECMA	-	-
角圈	型号	-	-	-

### SKF NU 2340 ECMA图片



参考资料:<http://www.sozhou.com/p/221add01.html>



计算系数  
 $k_r$  0,25